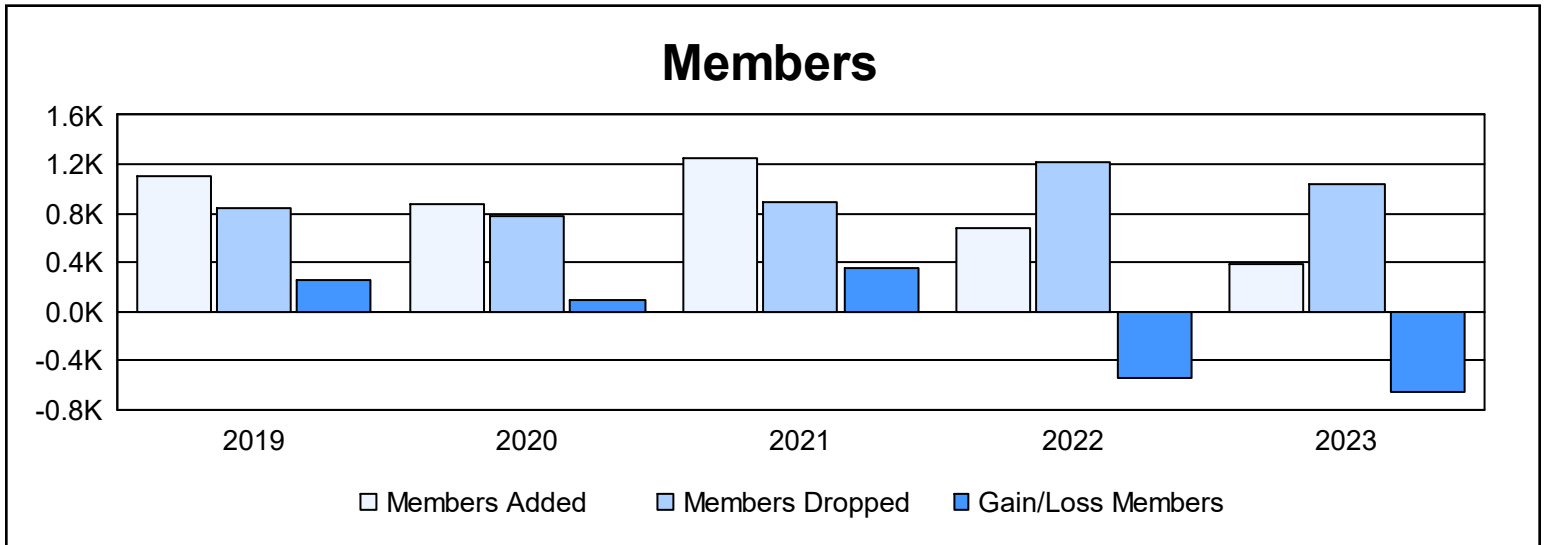
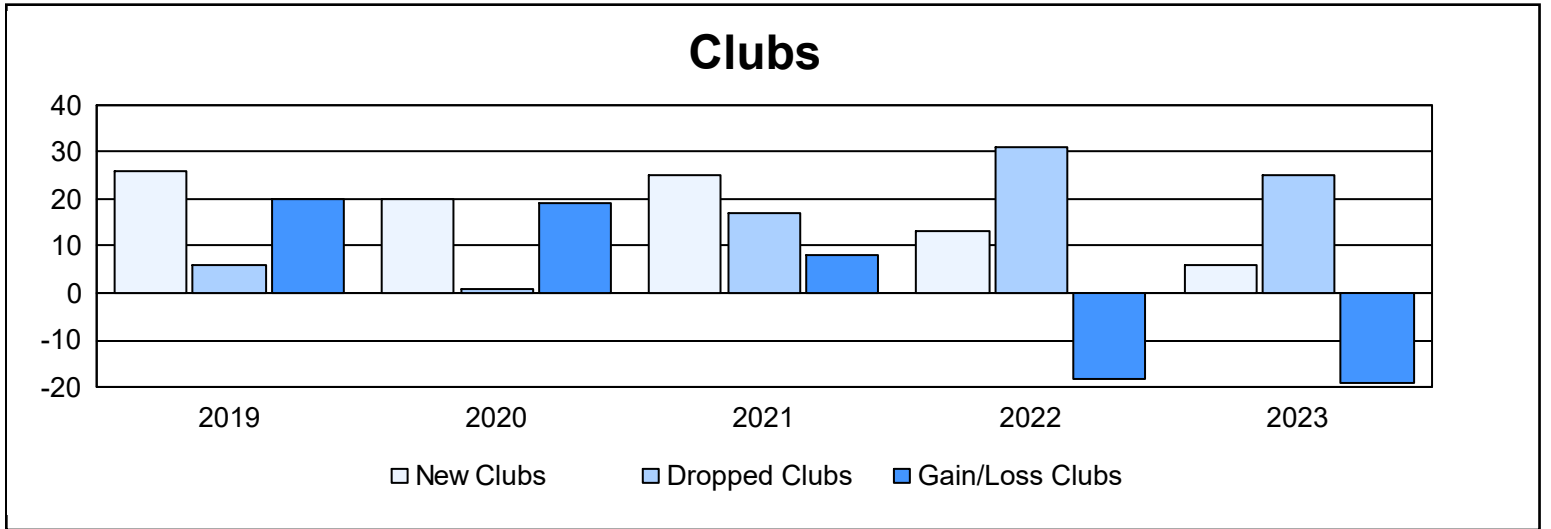
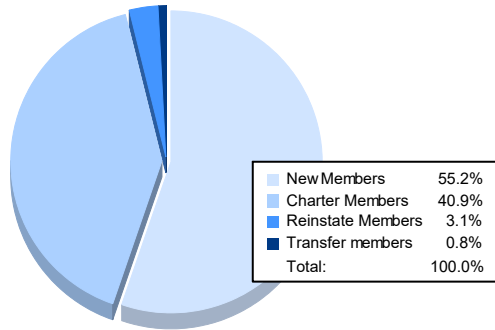


| Year | New Clubs | Dropped Clubs | Gain/ Loss Clubs | New Members | Charter Members | Reinstate Members | Transfer Members | Total Member Added | Total Members Dropped | Gain/ Loss Members |
|----------------|-----------|---------------|------------------|-------------|-----------------|-------------------|------------------|--------------------|-----------------------|--------------------|
| 2018-2019 | 26 | 6 | 20 | 358 | 702 | 32 | 5 | 1,097 | 847 | 250 |
| 2019-2020 | 20 | 1 | 19 | 346 | 449 | 60 | 16 | 871 | 782 | 89 |
| 2020-2021 | 25 | 17 | 8 | 599 | 594 | 33 | 18 | 1,244 | 898 | 346 |
| 2021-2022 | 13 | 31 | -18 | 371 | 289 | 7 | 15 | 682 | 1,217 | -535 |
| 2022-2023 | 6 | 25 | -19 | 212 | 157 | 12 | 3 | 384 | 1,034 | -650 |
| Average | 18 | 16 | 2 | 377 | 438 | 29 | 11 | 856 | 956 | -100 |



Membership Composition June 2023 Cumulative



Gender Composition June 2023 Cumulative

